

Write your name here

Surname

Other names

Pearson
Edexcel GCE

Centre Number

--	--	--	--	--

Candidate Number

--	--	--	--	--

Core Mathematics C4

Advanced

Friday 23 June 2017 – Morning
Time: 1 hour 30 minutes

Paper Reference
6666/01

You must have:
Mathematical Formulae and Statistical Tables (Pink)

Total Marks

Candidates may use any calculator allowed by the regulations of the Joint Council for Qualifications. Calculators must not have the facility for symbolic algebra manipulation, differentiation and integration, or have retrievable mathematical formulae stored in them.

Instructions

- Use **black** ink or ball-point pen.
- If pencil is used for diagrams/sketches/graphs it must be dark (HB or B). Coloured pencils and highlighter pens must not be used.
- **Fill in the boxes** at the top of this page with your name, centre number and candidate number.
- Answer **all** questions and ensure that your answers to parts of questions are clearly labelled.
- Answer the questions in the spaces provided
– *there may be more space than you need.*
- You should show sufficient working to make your methods clear. Answers without working may not gain full credit.
- When a calculator is used, the answer should be given to an appropriate degree of accuracy.

Information

- The total mark for this paper is 75.
- The marks for **each** question are shown in brackets
– *use this as a guide as to how much time to spend on each question.*

Advice

- Read each question carefully before you start to answer it.
- Try to answer every question.
- Check your answers if you have time at the end.

Turn over ►

P49109A

©2017 Pearson Education Ltd.

1/1/1/1/



Pearson

1. The curve C has parametric equations

$$x = 3t - 4, \quad y = 5 - \frac{6}{t}, \quad t > 0$$

(a) Find $\frac{dy}{dx}$ in terms of t **(2)**

The point P lies on C where $t = \frac{1}{2}$

(b) Find the equation of the tangent to C at the point P . Give your answer in the form $y = px + q$, where p and q are integers to be determined. **(3)**

(c) Show that the cartesian equation for C can be written in the form

$$y = \frac{ax + b}{x + 4}, \quad x > -4$$

where a and b are integers to be determined. **(3)**

DO NOT WRITE IN THIS AREA

DO NOT WRITE IN THIS AREA

DO NOT WRITE IN THIS AREA



2. $f(x) = (2 + kx)^{-3}$, $|kx| < 2$, where k is a positive constant

The binomial expansion of $f(x)$, in ascending powers of x , up to and including the term in x^2 is

$$A + Bx + \frac{243}{16}x^2$$

where A and B are constants.

(a) Write down the value of A . (1)

(b) Find the value of k . (3)

(c) Find the value of B . (2)

DO NOT WRITE IN THIS AREA

DO NOT WRITE IN THIS AREA

DO NOT WRITE IN THIS AREA



3.

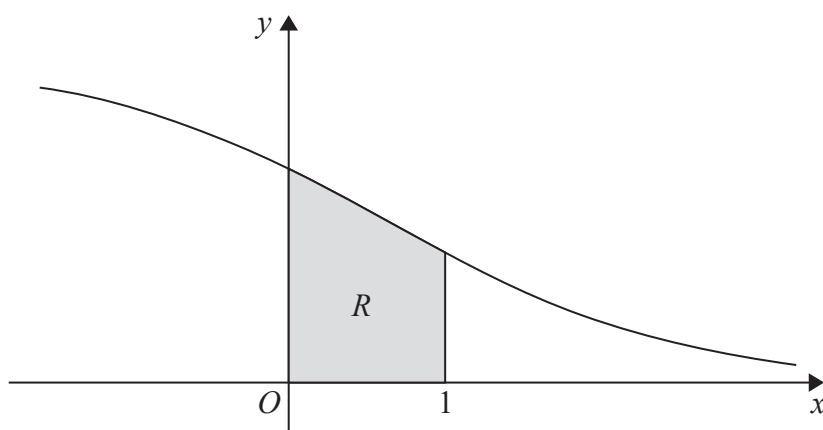


Figure 1

Figure 1 shows a sketch of part of the curve with equation $y = \frac{6}{(e^x + 2)}$, $x \in \mathbb{R}$

The finite region R , shown shaded in Figure 1, is bounded by the curve, the y -axis, the x -axis and the line with equation $x = 1$

The table below shows corresponding values of x and y for $y = \frac{6}{(e^x + 2)}$

x	0	0.2	0.4	0.6	0.8	1
y	2		1.71830	1.56981	1.41994	1.27165

- (a) Complete the table above by giving the missing value of y to 5 decimal places. (1)
- (b) Use the trapezium rule, with all the values of y in the completed table, to find an estimate for the area of R , giving your answer to 4 decimal places. (3)
- (c) Use the substitution $u = e^x$ to show that the area of R can be given by

$$\int_a^b \frac{6}{u(u+2)} du$$

where a and b are constants to be determined.

(2)

- (d) Hence use calculus to find the exact area of R .
 [Solutions based entirely on graphical or numerical methods are not acceptable.] (6)

DO NOT WRITE IN THIS AREA

DO NOT WRITE IN THIS AREA

DO NOT WRITE IN THIS AREA



4. The curve C has equation

$$4x^2 - y^3 - 4xy + 2^y = 0$$

The point P with coordinates $(-2, 4)$ lies on C .

(a) Find the exact value of $\frac{dy}{dx}$ at the point P . (6)

The normal to C at P meets the y -axis at the point A .

(b) Find the y coordinate of A , giving your answer in the form $p + q \ln 2$, where p and q are constants to be determined. (3)

DO NOT WRITE IN THIS AREA

DO NOT WRITE IN THIS AREA

DO NOT WRITE IN THIS AREA



7.

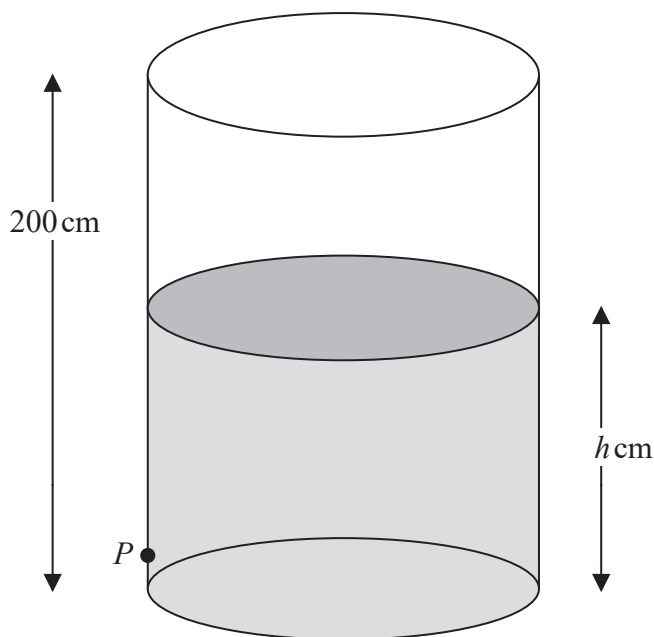


Diagram not drawn to scale

Figure 3

Figure 3 shows a vertical cylindrical tank of height 200 cm containing water. Water is leaking from a hole P on the side of the tank.

At time t minutes after the leaking starts, the height of water in the tank is h cm.

The height h cm of the water in the tank satisfies the differential equation

$$\frac{dh}{dt} = k(h - 9)^{\frac{1}{2}}, \quad 9 < h \leq 200$$

where k is a constant.

Given that, when $h = 130$, the height of the water is falling at a rate of 1.1 cm per minute,

- (a) find the value of k . (2)

Given that the tank was full of water when the leaking started,

- (b) solve the differential equation with your value of k , to find the value of t when $h = 50$ (6)

DO NOT WRITE IN THIS AREA

DO NOT WRITE IN THIS AREA

DO NOT WRITE IN THIS AREA



Question 7 continued

DO NOT WRITE IN THIS AREA

DO NOT WRITE IN THIS AREA

DO NOT WRITE IN THIS AREA



8.

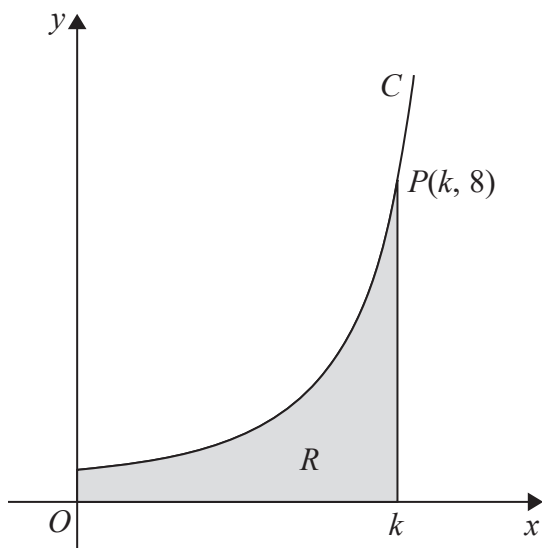


Diagram not drawn to scale

Figure 4

Figure 4 shows a sketch of part of the curve C with parametric equations

$$x = 3\theta \sin \theta, \quad y = \sec^3 \theta, \quad 0 \leq \theta < \frac{\pi}{2}$$

The point $P(k, 8)$ lies on C , where k is a constant.

- (a) Find the exact value of k . (2)

The finite region R , shown shaded in Figure 4, is bounded by the curve C , the y -axis, the x -axis and the line with equation $x = k$.

- (b) Show that the area of R can be expressed in the form

$$\lambda \int_{\alpha}^{\beta} (\theta \sec^2 \theta + \tan \theta \sec^2 \theta) d\theta$$

where λ , α and β are constants to be determined. (4)

- (c) Hence use integration to find the exact value of the area of R . (6)

DO NOT WRITE IN THIS AREA

DO NOT WRITE IN THIS AREA

DO NOT WRITE IN THIS AREA



